

MONTHLY REPORT OF DISBURSEMENTS  
For the month of January 2020

Department : State Universities and Colleges  
 Agency : NEGROS ORIENTAL STATE UNIVERSITY (NORSU) SYSTEM  
 Operating Unit : \_\_\_\_\_  
 Organization Code (UACS) : 08 072 00 00000  
 Funding Source Code (as clustered): \_\_\_\_\_  
 (e.g. Old Fund Code: 101,102, 151)

PARTICULARS	CURRENT YEAR BUDGET					PRIOR YEAR'S BUDGET											SUB-TOTAL	TRUST LIABILITIES				GRAND TOTAL					Remarks
	PS	MOOE	Fin. Exp	CO	TOTAL	PRIOR YEAR'S ACCOUNTS PAYABLE					CURRENT YEAR'S ACCOUNTS PAYABLE					TOTAL		PS	MOOE	CO	TOTAL	PS	MOOE	Fin. Exp	CO	TOTAL	
						PS	MOOE	Fin. Exp	CO	Sub-Total	PS	MOOE	Fin. Exp	CO	Sub-Total												
1	2	3	4	5	6= (2+3+4+5)	7	8	9	10	11= (7+8+9+10)	12	13	14	15	16= (12+13+14+15)	17=(11+16)	18=(6+17)	19	20	21	22= (19+20+21)	23	24	25	26	27= (23+24+25+26)	28
Notice of Cash Allocation (NCA) MDS Checks Issued Advice to Debit Account	16,620,875.41	831,493.35			17,452,368.76	1,791,142.13	751,241.11			2,542,383.24					-	2,542,383.24	19,994,752.00				-	18,412,017.54	1,582,734.46			19,994,752.00	e.g. Reasons for over or under spending and the catch-up plan
Working Fund (NCA issued to BTr)					-					-					-	-	-				-	-	-			-	
Tax Remittance Advices Issued (TRA)	1,343,095.95	6,468.92			1,349,564.87					-					-	-	1,349,564.87				-	1,343,095.95	6,468.92			1,349,564.87	
Cash Disbursement Ceiling (CDC)					-					-					-	-	-				-	-	-			-	
Non-Cash Availment Authority (NCAA)					-					-					-	-	-				-	-	-			-	
Others (CDT, BTr Docs Stamp, etc.)					-					-					-	-	-				-	-	-			-	
<b>TOTAL</b>	<b>17,963,971.36</b>	<b>837,962.27</b>	<b>#</b>	<b>-</b>	<b>18,801,933.63</b>	<b>1,791,142.13</b>	<b>751,241.11</b>	<b>-</b>	<b>-</b>	<b>2,542,383.24</b>	<b>-</b>	<b>-</b>	<b>-</b>	<b>-</b>	<b>-</b>	<b>2,542,383.24</b>	<b>21,344,316.87</b>	<b>-</b>	<b>-</b>	<b>-</b>	<b>-</b>	<b>19,755,113.49</b>	<b>1,589,203.38</b>	<b>-</b>	<b>-</b>	<b>21,344,316.87</b>	

SUMMARY:

	Previous Report-	This month	As of Date
Total Disbursement Authorities Received	-	29,028,564.87	29,028,564.87
NCA	-	27,679,000.00	27,679,000.00
Working Fund	-		
TRA	-	1,349,564.87	1,349,564.87
CDC	-		
NCAA	-		
Others (CDT, BTr Docs Stamp, etc.)	-		
Less: Notice of Transfer Allocations (NTA)* issued	-		
<b>Total Disbursements Authorities Available</b>	<b>-</b>	<b>29,028,564.87</b>	<b>29,028,564.87</b>
Less: Lapsed NCA	-		
Disbursements *	-	21,344,316.87	21,344,316.87
<b>Balance of Disbursements Authorities as of to date</b>	<b>-</b>	<b>7,684,248.00</b>	<b>7,684,248.00</b>

	Previous Report	This month	As of Date
Total Disbursements Program	-	29,028,564.87	29,028,564.87
Less: * Actual Disbursements	-	21,344,316.87	21,344,316.87
(Over)/Under spending	-	7,684,248.00	7,684,248.00

Notes: The use of NTA is discouraged  
\* Amounts should tally

Certified Correct:

MAURICE ANAVER B. DORDADO, CPA  
Chief Accountant

Date: March 10, 2020

Approved By:

JOEL P. LINSON, Ph. D.  
University President

Date: March 10, 2020



**MONTHLY REPORT OF DISBURSEMENTS**  
For the month of February 2020

Department : State Universities and Colleges  
 Agency : NEGROS ORIENTAL STATE UNIVERSITY (NORSU) SYSTEM  
 Operating Unit : \_\_\_\_\_  
 Organization Code (UACS) : 08 072 00 00000  
 Funding Source Code (as clustered): \_\_\_\_\_  
 (e.g. Old Fund Code: 101,102, 151)

PARTICULARS	CURRENT YEAR BUDGET					PRIOR YEAR'S BUDGET											SUB-TOTAL	TRUST LIABILITIES				GRAND TOTAL					Remarks	
	PS	MOOE	Fin. Exp	CO	TOTAL	PRIOR YEAR'S ACCOUNTS PAYABLE					CURRENT YEAR'S ACCOUNTS PAYABLE					TOTAL		PS	MOOE	CO	TOTAL	PS	MOOE	Fin. Exp	CO	TOTAL		
						PS	MOOE	Fin. Exp	CO	Sub-Total	PS	MOOE	Fin. Exp	CO	Sub-Total													
1	2	3	4	5	6= (2+3+4+5)	7	8	9	10	11= (7+8+9+10)	12	13	14	15	16= (12+13+14+15)	17=(11+16)	18=(6+17)	19	20	21	22= (19+20+21)	23	24	25	26	27= (23+24+25+26)	28	
Notice of Cash Allocation (NCA)																												
MDS Checks Issued	22,529,779.54	1,378,537.91			23,908,317.45	614,836.85	85,317.00		7,032,464.81	7,732,618.66					-	7,732,618.66	31,640,936.11				-	23,144,616.39	1,463,854.91		7,032,464.81	31,640,936.11	e.g. Reasons for over or under spending and the catch-up plan	
Advice to Debit Account					-					-					-	-	-				-	-						
Working Fund (NCA issued to BTr)					-					-					-	-	-				-	-						
Tax Remittance Advices Issued (TRA)	1,372,612.77	140,227.34			1,512,840.11				337,933.18	337,933.18					-	337,933.18	1,850,773.29				-	1,372,612.77	140,227.34		337,933.18	1,850,773.29		
Cash Disbursement Ceiling (CDC)					-					-					-	-	-				-	-						
Non-Cash Availment Authority (NCAA)					-					-					-	-	-				-	-						
Others (CDT, BTr Docs Stamp, etc.)					-					-					-	-	-				-	-						
<b>TOTAL</b>	<b>23,902,392.31</b>	<b>1,518,765.25</b>	<b>#</b>	<b>-</b>	<b>25,421,157.56</b>	<b>614,836.85</b>	<b>85,317.00</b>	<b>-</b>	<b>7,370,397.99</b>	<b>8,070,551.84</b>	<b>-</b>	<b>-</b>	<b>-</b>	<b>-</b>	<b>-</b>	<b>8,070,551.84</b>	<b>33,491,709.40</b>	<b>-</b>	<b>-</b>	<b>-</b>	<b>-</b>	<b>24,517,229.16</b>	<b>1,604,082.25</b>	<b>-</b>	<b>7,370,397.99</b>	<b>33,491,709.40</b>		

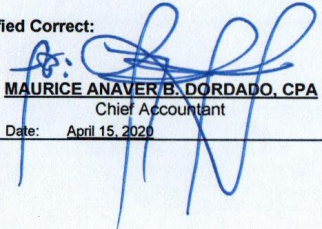
SUMMARY:

	Previous Report-	This month	As of Date
Total Disbursement Authorities Received	29,028,564.87	31,027,773.29	60,056,338.16
NCA	27,679,000.00	29,177,000.00	56,856,000.00
Working Fund			-
TRA	1,349,564.87	1,850,773.29	3,200,338.16
CDC			-
NCAA			-
Others (CDT, BTr Docs Stamp, etc.)			-
Less: Notice of Transfer Allocations (NTA)* issued			-
<b>Total Disbursements Authorities Available</b>	<b>29,028,564.87</b>	<b>31,027,773.29</b>	<b>60,056,338.16</b>
Less: Lapsed NCA			-
Disbursements *	21,344,316.87	33,491,709.40	54,836,026.27
<b>Balance of Disbursements Authorities as of to date</b>	<b>7,684,248.00</b>	<b>(2,463,936.11)</b>	<b>5,220,311.89</b>


	Previous Report	This month	As of Date
Total Disbursements Program	29,028,564.87	31,027,773.29	60,056,338.16
Less: * Actual Disbursements (Over)/Under spending	21,344,316.87	33,491,709.40	54,836,026.27
	<b>7,684,248.00</b>	<b>(2,463,936.11)</b>	<b>5,220,311.89</b>

Notes: The use of NTA is discouraged  
\* Amounts should tally

Certified Correct:

  
**MAURICE ANAVER B. DORDADO, CPA**  
Chief Accountant  
Date: April 15, 2020

Approved By:

  
**JOEL PULMSON, Ph. D.**  
University President  
Date: April 15, 2020



**MONTHLY REPORT OF DISBURSEMENTS**  
For the month of March 2020

Department : State Universities and Colleges  
 Agency : NEGROS ORIENTAL STATE UNIVERSITY (NORSU) SYSTEM  
 Operating Unit : \_\_\_\_\_  
 Organization Code (UACS) : 08 072 00 00000  
 Funding Source Code (as clustered): \_\_\_\_\_  
 (e.g. Old Fund Code: 101,102, 151)


PARTICULARS	CURRENT YEAR BUDGET					PRIOR YEAR'S BUDGET											SUB-TOTAL	TRUST LIABILITIES				GRAND TOTAL					Remarks	
	PS	MOOE	Fin. Exp	CO	TOTAL	PRIOR YEAR'S ACCOUNTS PAYABLE					CURRENT YEAR'S ACCOUNTS PAYABLE					PS		MOOE	CO	TOTAL	PS	MOOE	Fin. Exp	CO	TOTAL			
						PS	MOOE	Fin. Exp	CO	Sub-Total	PS	MOOE	Fin. Exp	CO	Sub-Total											PS		MOOE
1	2	3	4	5	6= (2+3+4+5)	7	8	9	10	11= (7+8+9+10)	12	13	14	15	16= (12+13+14+15)	17=(11+16)	18=(6+17)	19	20	21	22= (19+20+21)	23	24	25	26	27= (23+24+25+26)	28	
Notice of Cash Allocation (NCA) MDS Checks Issued Advice to Debit Account	36,801,368.92	2,816,971.13			39,618,340.05	406,664.22	183,264.87			589,929.09					-	589,929.09	40,208,269.14				-	37,208,033.14	3,000,236.00			-	40,208,269.14	e.g. Reasons for over or under spending and the catch-up plan
Working Fund (NCA issued to BTr)					-					-					-	-	-				-	-					-	-
Tax Remittance Advices Issued (TRA)	2,262,436.32	180,679.97			2,443,116.29					-					-	-	2,443,116.29				-	2,262,436.32	180,679.97			-	2,443,116.29	
Cash Disbursement Ceiling (CDC)					-					-					-	-	-				-	-					-	-
Non-Cash Availment Authority (NCAA)					-					-					-	-	-				-	-					-	-
Others (CDT, BTr Docs Stamp, etc.)					-					-					-	-	-				-	-					-	-
<b>TOTAL</b>	<b>39,063,805.24</b>	<b>2,997,651.10</b>	<b>#</b>	<b>-</b>	<b>42,061,456.34</b>	<b>406,664.22</b>	<b>183,264.87</b>	<b>-</b>	<b>-</b>	<b>589,929.09</b>	<b>-</b>	<b>-</b>	<b>-</b>	<b>-</b>	<b>-</b>	<b>589,929.09</b>	<b>42,651,385.43</b>	<b>-</b>	<b>-</b>	<b>-</b>	<b>-</b>	<b>39,470,469.46</b>	<b>3,180,915.97</b>	<b>-</b>	<b>-</b>	<b>-</b>	<b>42,651,385.43</b>	

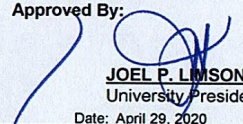
SUMMARY:

	Previous Report-	This month	As of Date
Total Disbursement Authorities Received	60,056,338.16	37,431,116.29	97,487,454.45
NCA	56,856,000.00	34,988,000.00	91,844,000.00
Working Fund			-
TRA	3,200,338.16	2,443,116.29	5,643,454.45
CDC			-
NCAA			-
Others (CDT, BTr Docs Stamp, etc.)			-
Less: Notice of Transfer Allocations (NTA)* issued			-
<b>Total Disbursements Authorities Available</b>	<b>60,056,338.16</b>	<b>37,431,116.29</b>	<b>97,487,454.45</b>
Less: Lapsed NCA			-
Disbursements *	54,836,026.27	42,651,385.43	97,487,411.70
<b>Balance of Disbursements Authorities as of date</b>	<b>5,220,311.89</b>	<b>(5,220,269.14)</b>	<b>42.75</b>

	Previous Report	This month	As of Date
Total Disbursements Program	60,056,338.16	37,431,116.29	97,487,454.45
Less: * Actual Disbursements (Over)/Under spending	54,836,026.27	42,651,385.43	97,487,411.70
	5,220,311.89	(5,220,269.14)	42.75

Notes: The use of NTA is discouraged  
\* Amounts should tally

Certified Correct:  
  
**MAURICE ANAVER B. DORDADO, CPA**  
 Chief Accountant  
 Date: April 29, 2020

Approved By:  
  
**JOEL P. LIMSON, Ph. D.**  
 University President  
 Date: April 29, 2020